


HOW TO VOTE

Practical guide for voters



SCUOLA
NORMALE
SUPERIORE

ELIGO
EVOTING & CONSULTING

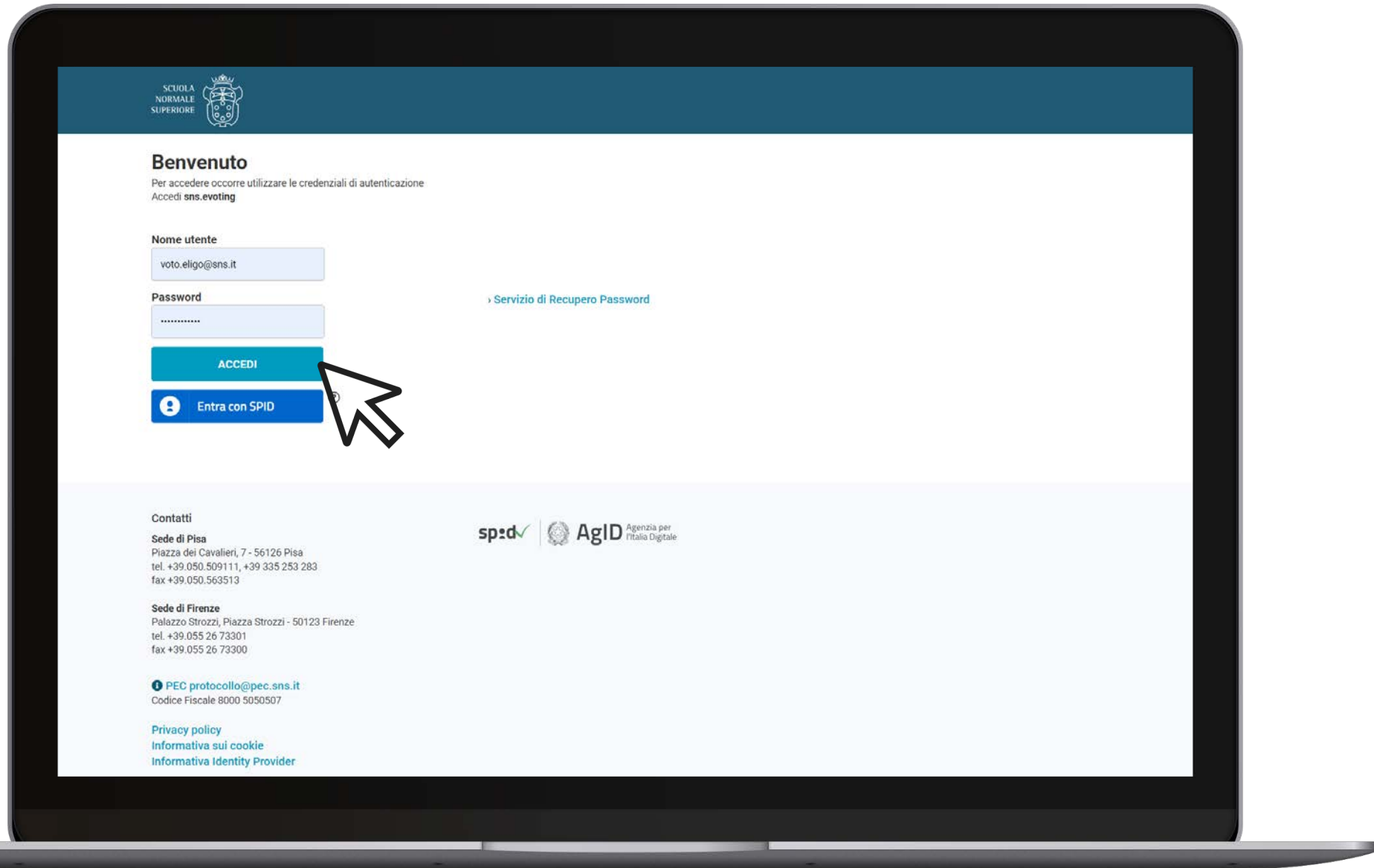
||

Voting with a COMPUTER.

VOTING AREA ACCESS

Access.

You can access the voting area, after clicking the relevant link, using your university credentials



VOTING AREA ACCESS

Access.

After a successful authentication, click "Accedi" to proceed to the ballot/s.

Accedi al servizio

Benvenuta/o **voto eligo**.
premi il bottone Accedi per proseguire.

Accedi

Sicurezza

La nostra piattaforma garantisce l'assoluta univocità, segretezza e sicurezza del voto espresso.

SSL Encryption
100% PROTECTION

Il funzionamento di eligo è certificato con i browser: Firefox (versione 27 o successiva), Safari (versione 7 o successiva), Opera, Microsoft Edge, Chrome (versione 30 o successiva), Samsung Internet o Android (versione 5 o successiva)

Scopri eligo

Vorresti usare la piattaforma **ELIGO** anche per il tuo ente?
Scopri vantaggi e pricing su [sito istituzionale](#).

SCUOLA NORMALE SUPERIORE

Benvenuta/o nella tua area di voto!

Accedi con le tue credenziali nel pannello qua a sinistra, **niente di più semplice.**

Con la piattaforma **ELIGO** il tuo voto è al **sicuro**. Garantiamo anonimato, trasparenza e semplicità.

ELIGO © è un marchio registrato di ID Technology S.r.l. - Milano - www.evoting.it | v.5.6 rilasciata a dicembre 2022 (ELIGOSRV13) | Informativa Privacy | Cookie Policy

CAST YOUR VOTE

You will see the ballot or ballots you can vote for.

Select the box for the candidate to assign your preference(s).

Re-mark to deselect the candidate and select another one.

Click "**Conferma preferenze**" to proceed.

Elenco delle votazioni in corso

Votazione 1

Scheda elettorale

Votazione: Votazione 1

Preferenze: Puoi votare un massimo di 1 Candidato

Elettore: Cognome Nome

Lista dei candidati

<u>Vota</u>	<u>Nominativo</u>	<u>Info</u>
<input type="checkbox"/>	Cognome1 Nome1	
<input checked="" type="checkbox"/>	Cognome2 Nome2	
<input type="checkbox"/>	Cognome3 Nome3	
<input type="checkbox"/>	Cognome4 Nome4	
<input type="checkbox"/>	Cognome5 Nome5	

Conferma preferenze

CONFIRM YOUR VOTE

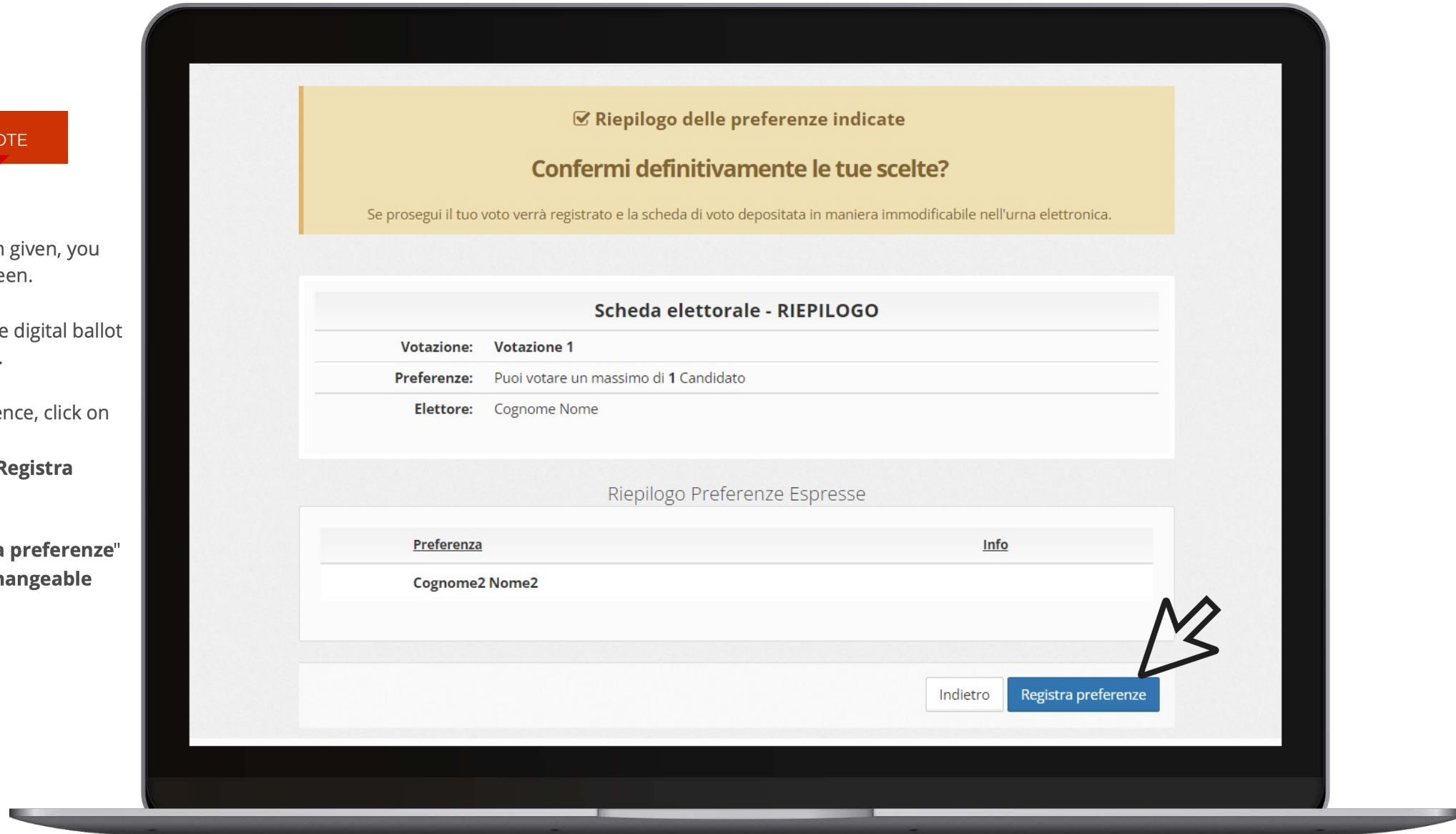
Once the vote has been given, you will see a summary screen.

The vote is placed in the digital ballot box only after this step.

To change your preference, click on "**Indietro.**"

To confirm it, click on "**Registra preferenze**"

By clicking on "**Registra preferenze**" the vote becomes **unchangeable**



VOTE REGISTERED

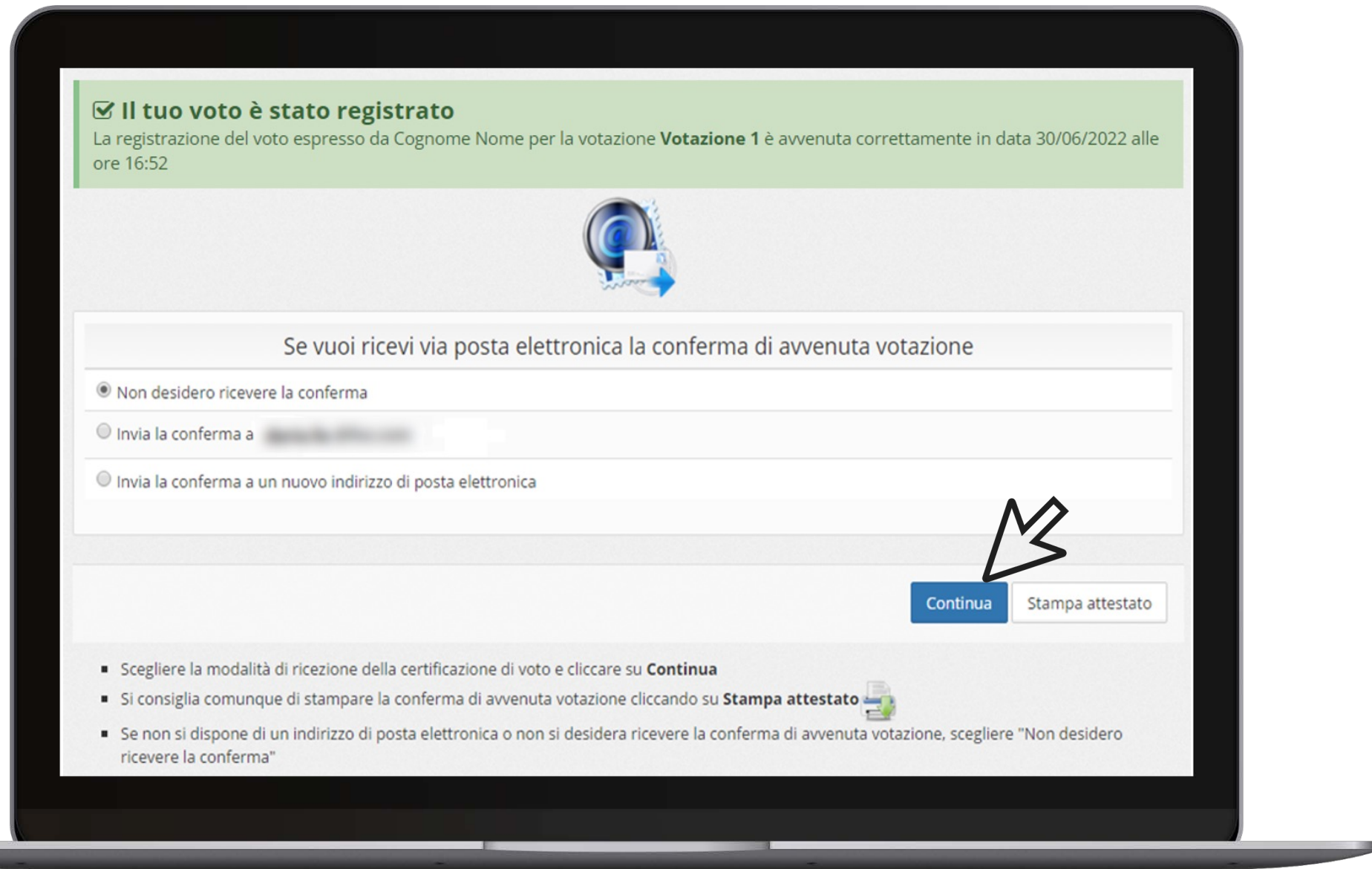
E' possibile anche ricevere via email o stampare la conferma di avvenuta votazione selezionando l'opzione relativa.

Once the vote is confirmed, you will see a message that the vote has been successfully registered.

DO NOT close the browser or turn off the PC.

Click on "**Continua**" to move to the next ballot, if present, and carry out the voting operations as described in the previous slide.

You can choose to receive an email notification of your vote or to print one by clicking on "Stampa attestato".



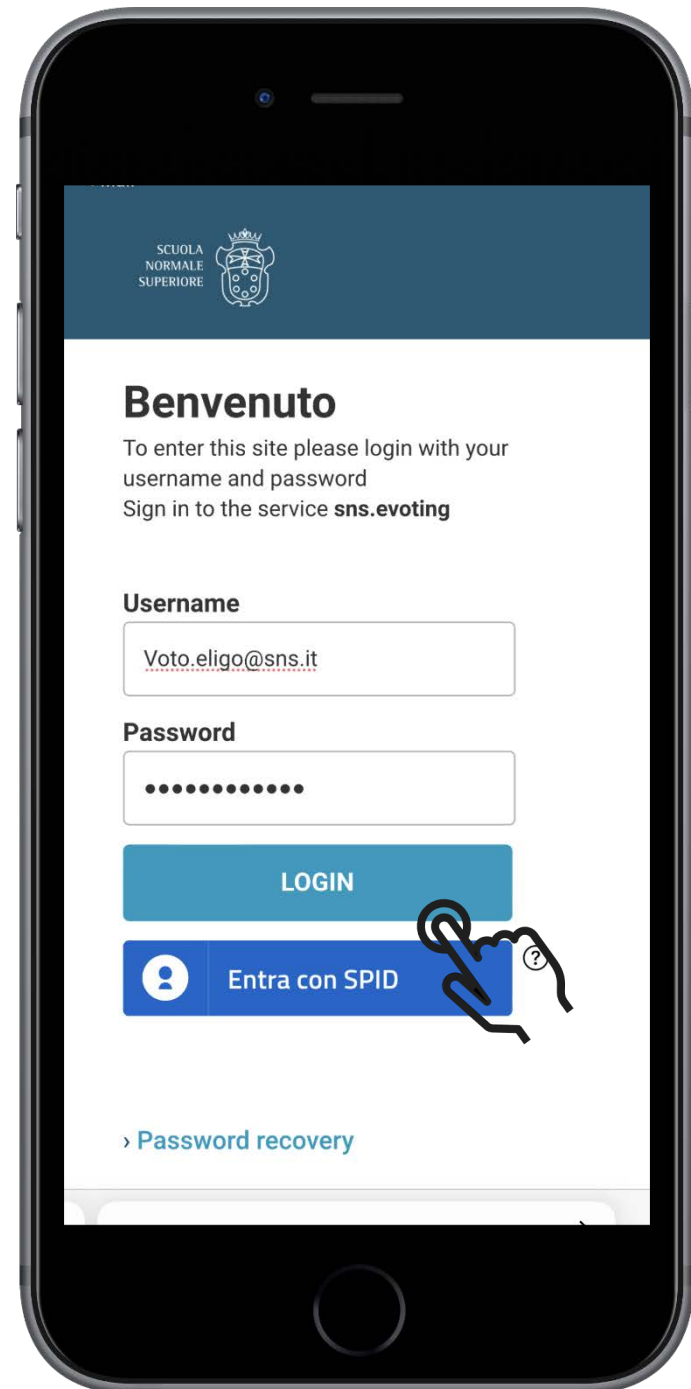


Votare da SMARTPHONE.

VOTING AREA ACCESS

Access.


You can access the voting area, after clicking the relevant link, using your university credentials



VOTING AREA ACCESS

Access.

After a successful authentication, click "Accedi" to proceed to the ballot/s.




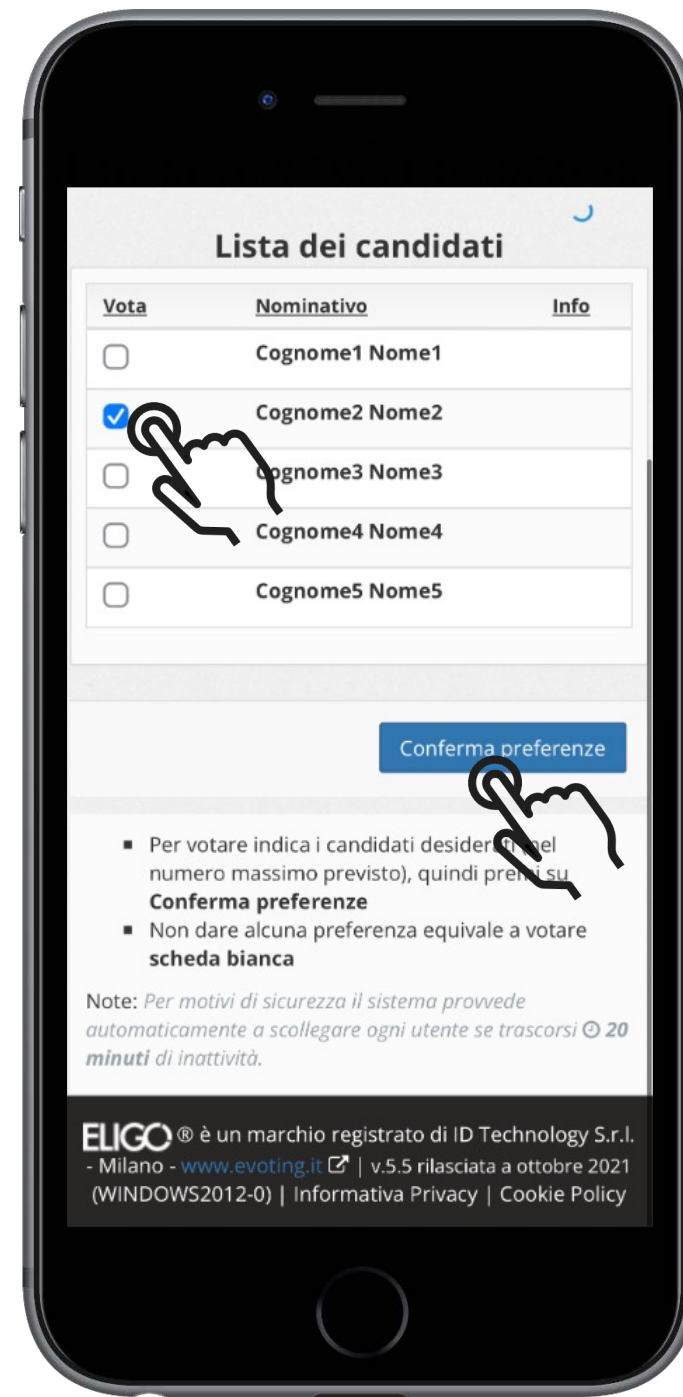

CAST YOUR VOTE

You will see the ballot or ballots you can vote for.

Select the box for the candidate to assign your preference(s).

Re-mark to deselect the candidate and select another one.

Click "Conferma preferenze" to proceed.



CONFIRM YOUR VOTE

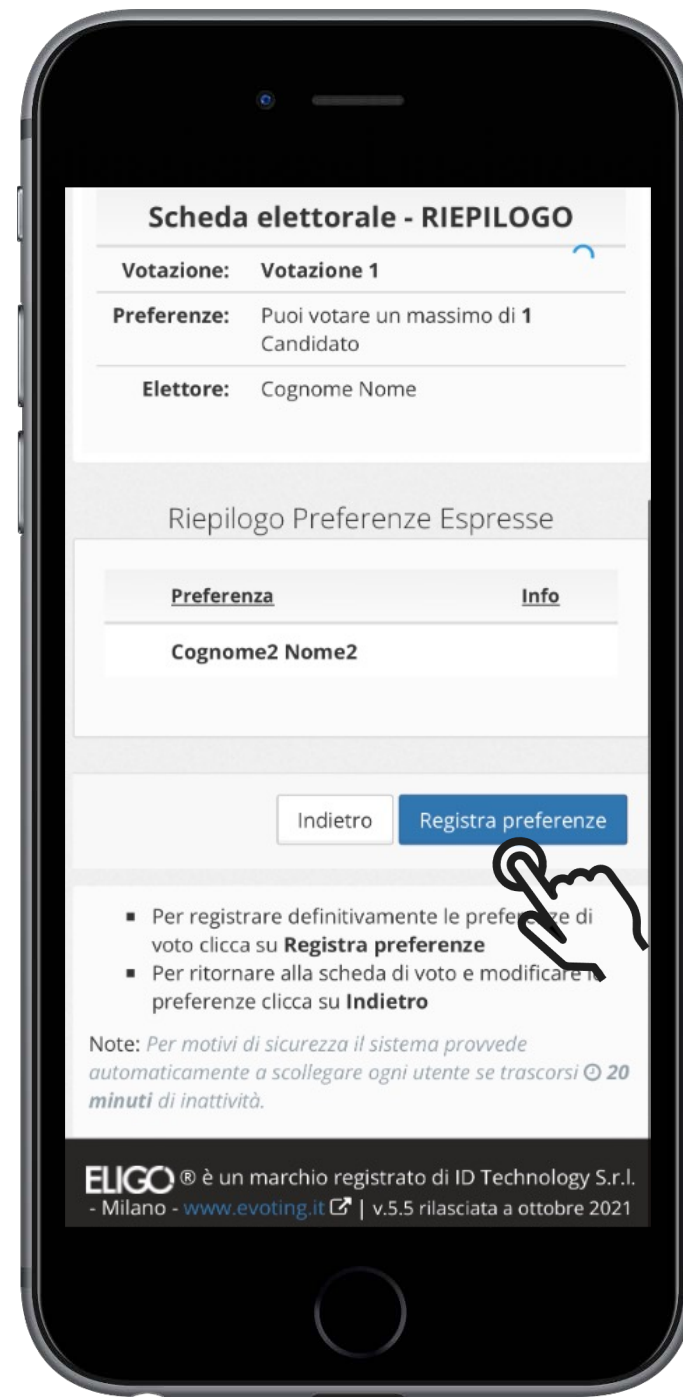
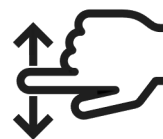
Once the vote has been given, you will see a summary screen.

The vote is placed in the digital ballot box only after this step.

To change your preference, click on "**Indietro.**"

To confirm it, click on "**Registra preferenze**"

By clicking on "**Registra preferenze**" the vote becomes **unchangeable**



VOTE REGISTERED

E' possibile anche ricevere via email o stampare la conferma di avvenuta votazione selezionando l'opzione relativa.

Once the vote is confirmed, you will see a message that the vote has been successfully registered.

DO NOT close the browser or turn off the PC.

Click on "**Continua**" to move to the next ballot, if present, and carry out the voting operations as described in the previous slide.

You can choose to receive an email notification of your vote or to print one by clicking on "Stampa attestato".

